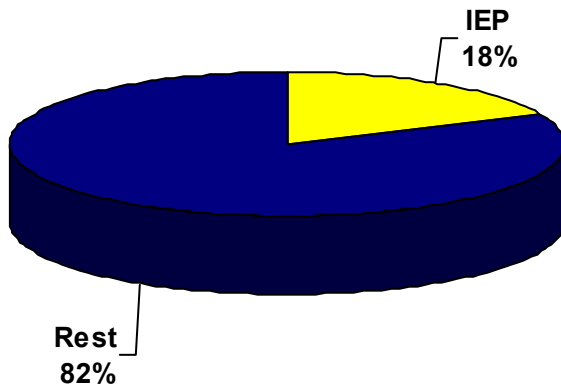




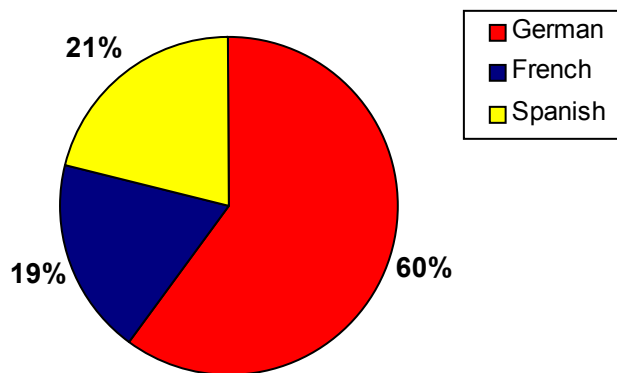
# A Further Look at Enrollment Figures

IEP as % of College of Engineering



Nearly one-fifth (18.43% to be precise) of all engineering undergrads are completing a full major in a second language, even though there is no language requirement!

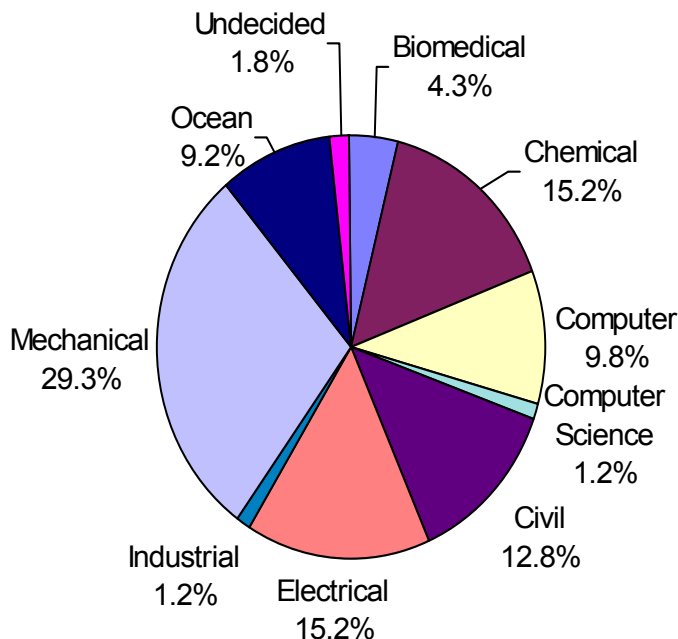
IEP Enrollment Percentages by Language



Of the 164 students in the IEP, five students are currently majoring in not one, but two languages:

German & Spanish	2
German & French	2
French & Spanish	1

IEP Enrollment by Engineering Major



The chart to the left shows the breakdown by engineering major. By this measure, mechanical engineers make up the largest proportion of the IEP. However, if we look at this by department, the Department of Electrical Engineering (which includes the electrical, biomedical and computer engineering majors) matches the Department of Mechanical Engineering at 29.3%.

However, it continues to be the chemical engineering department that has the highest percentage of its students in the IEP, with 28% of all chemical engineering majors in the IEP, followed by mechanical engineering at 23%