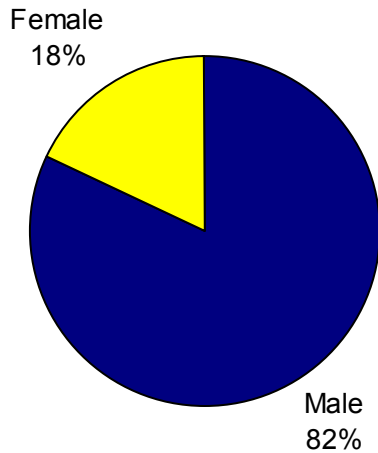


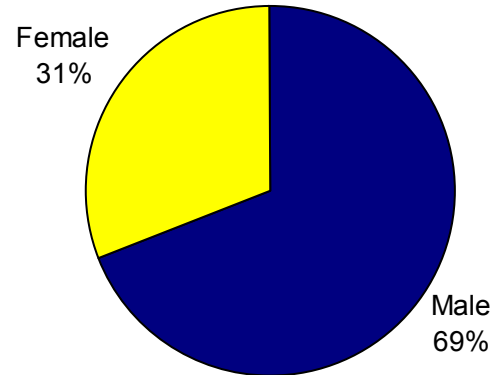


Enrollment Percentages by Gender

COE Gender Split




Total IEP: Gender Split



As seen above, women are well-represented in the IEP, making up 31% of the student body. In terms of the female-to-male ratio, the representation of women within the IEP is 13% greater than the female-to-male ratio in the College of Engineering as a whole.

Interestingly, the pie charts below demonstrate that while 16% of all undergraduate men in the College of Engineering opt for the IEP, twice as many (32%) of all undergraduate women in the College of Engineering are members of the IEP. Given the need for recruitment and retention of women in the college, this data underscores the importance of the IEP towards this goal.

% COE Men in IEP



% COE Women in IEP

