

2011-12 CSRDE Retention Study
 First-time, Full-time Freshman Cohorts

University of Rhode Island

All Students

Fall	Head count	SAT average	---Retention Rates ---		--- Graduation and continuation ---					
			After one year	After two years	--- within four years ---		--- in fifth year ---		--- in sixth year ---	
					Graduated	Continued	Graduated	Continued	Graduated	Continued
2001	2,067	1087	1,660	1,476	798	537	360	116	52	59
2002	2,264	1078	1,841	1,633	906	545	344	142	74	54
2003	2,512	1084	1,987	1,799	980	665	417	175	113	66
2004	2,475	1088	1,993	1,802	1,038	610	424	156	89	64
2005	2,314	1088	1,887	1,678	949	604	405	165	107	55
2006	2,742	1063	2,223	2,003	1,164	647	441	184		
2007	3,003	1063	2,406	2,139	1,232	666				
2008	3,032	1045	2,381	2,070						
2009	2,919	1046	2,326	2,115						
2010	2,730	1043	2,246							
2011	2,967	1061								

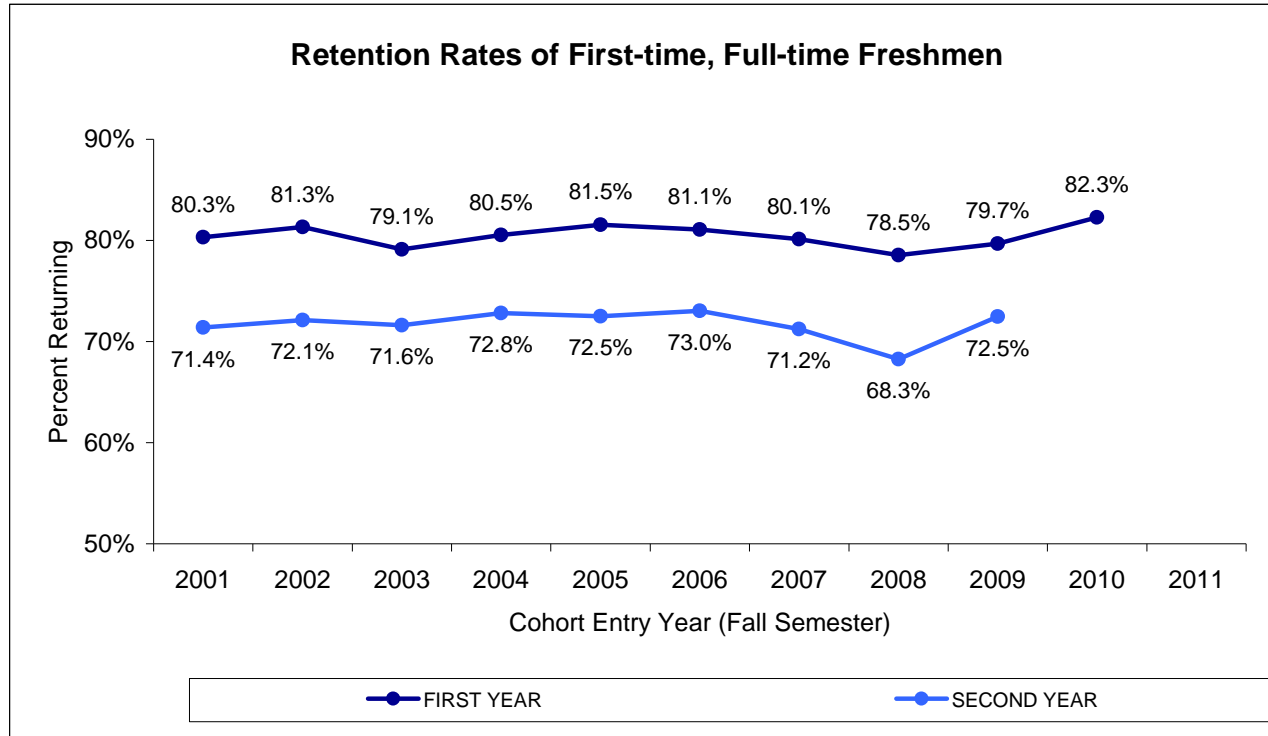
Fall	Head count	SAT average	---Retention Rates ---		--- Cumulative graduation rates and continuation rates ---					
			After one year	After two years	--- within four years ---		--- within five years ---		--- within six years ---	
					Graduated	Continued	Graduated	Continued	Graduated	Continued
2001	2,067	1087	80.3%	71.4%	38.6%	26.0%	56.0%	5.6%	58.5%	2.9%
2002	2,264	1078	81.3%	72.1%	40.0%	24.1%	55.2%	6.3%	58.5%	2.4%
2003	2,512	1084	79.1%	71.6%	39.0%	26.5%	55.6%	7.0%	60.1%	2.6%
2004	2,475	1088	80.5%	72.8%	41.9%	24.6%	59.1%	6.3%	62.7%	2.6%
2005	2,314	1088	81.5%	72.5%	41.0%	26.1%	58.5%	7.1%	63.1%	2.4%
2006	2,742	1063	81.1%	73.0%	42.5%	23.6%	58.5%	6.7%		
2007	3,003	1063	80.1%	71.2%	41.0%	22.2%				
2008	3,032	1045	78.5%	68.3%						
2009	2,919	1046	79.7%	72.5%						
2010	2,730	1043	82.3%							
2011	2,967	1061								

SAT average based on number of students submitting scores.

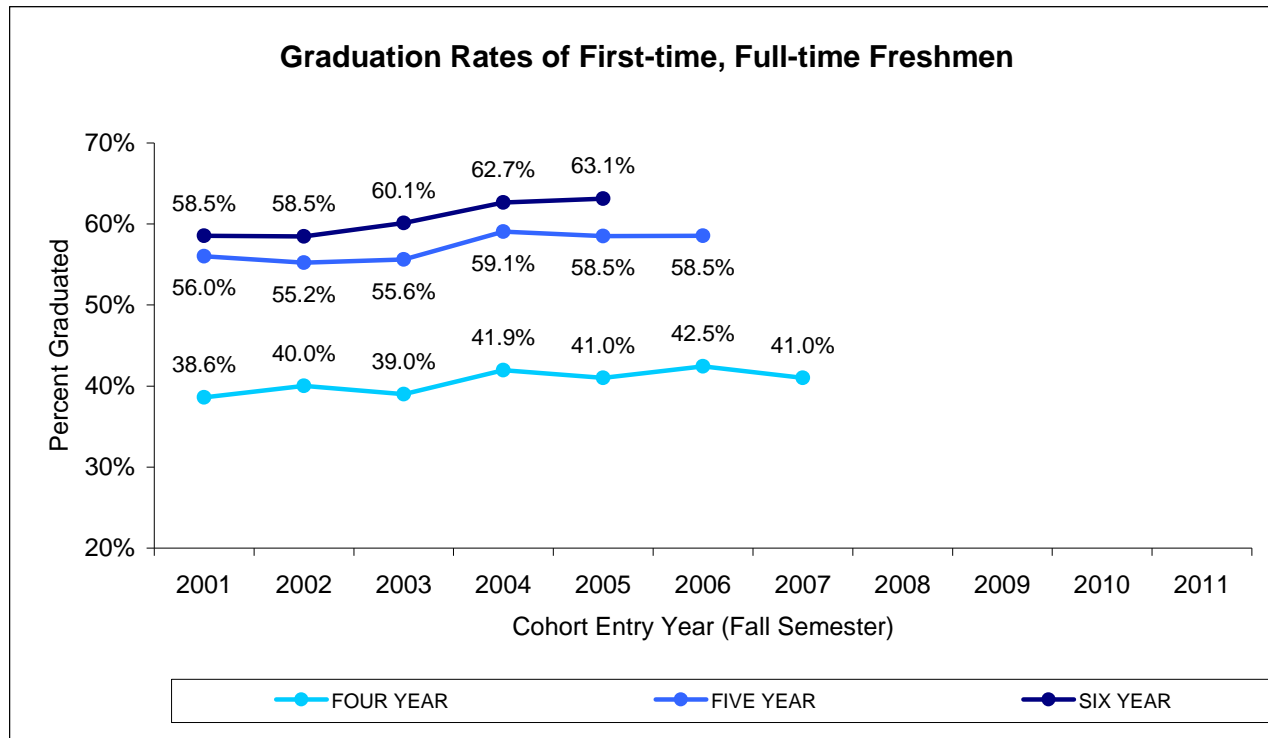
Current Year

Excludes students in the 6-year Pharmacy Doctoral Degree/Professional Practice program

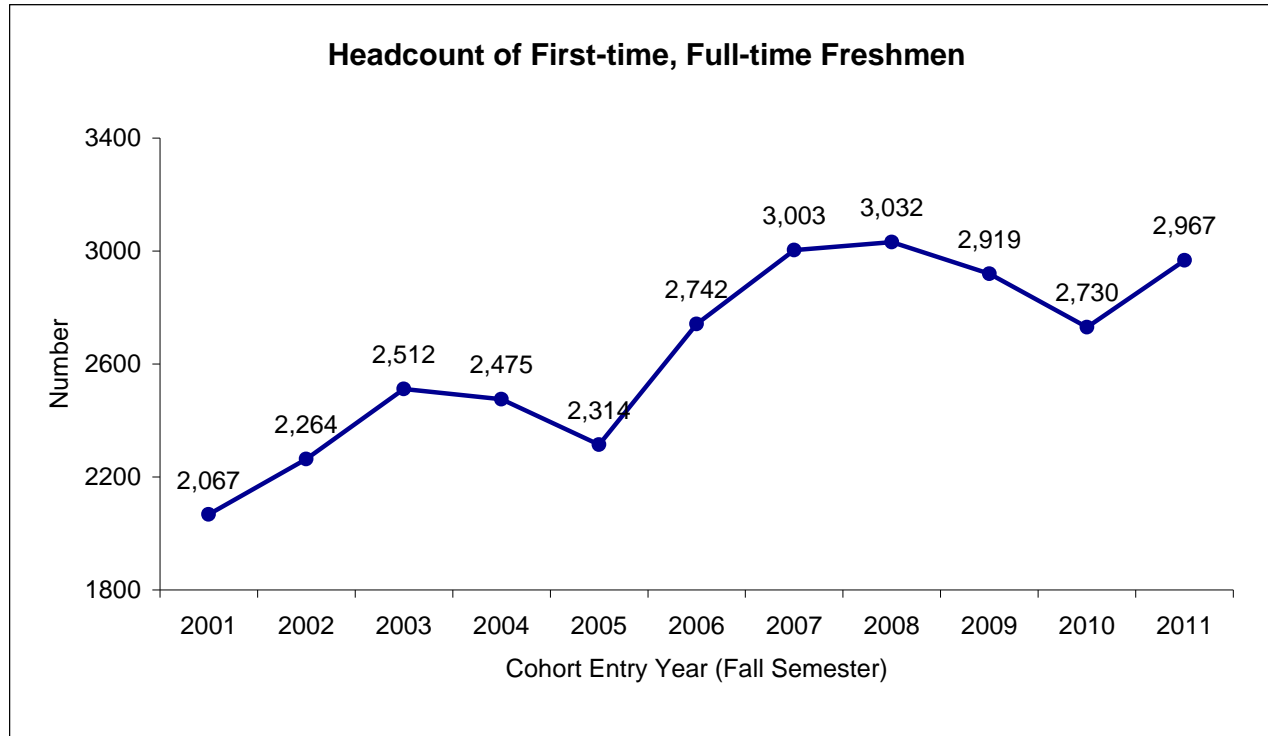
2011-12 CSRDE Retention Study
First-time, Full-time Freshman Cohorts



2011-12 CSRDE Retention Study
 First-time, Full-time Freshman Cohorts



2011-12 CSRDE Retention Study
First-time, Full-time Freshman Cohorts



2011-12 CSRDE Retention Study
 First-time, Full-time Freshman Cohorts

