

Table 1. Proposals processed by the Office of Sponsored Projects Review FY07 through June FY11

Month	FY07		FY08		FY09		FY10		FY11	
	Number	Amount Requested	Number	Amount Requested	Number	Amount Requested	Number	Amount Requested	Number	Amount Requested
July	47	\$20,603,130.99	54	\$20,603,130.99	54	\$33,842,834.37	51	\$21,703,446.00	51	\$21,703,446.00
August	47	\$16,827,319.64	48	\$37,430,450.63	102	\$18,649,661.71	41	\$10,908,465.36	92	\$32,611,911.36
September	37	\$13,452,282.90	39	\$50,882,733.53	141	\$6,908,530.31	58	\$14,579,104.59	150	\$47,191,015.95
October	78	\$21,421,348.77	61	\$72,304,082.30	202	\$19,838,573.08	76	\$46,729,559.00	226	\$93,920,574.95
November	52	\$12,236,742.00	46	\$94,540,824.30	248	\$10,043,051.00	51	\$15,580,530.42	277	\$109,501,105.37
December	39	\$9,375,521.40	49	\$93,916,345.70	297	\$19,600,544.28	66	\$23,580,894.41	277	\$15,580,530.42
January	56	\$15,832,150.81	53	\$109,748,496.51	350	\$14,342,315.04	66	\$15,580,530.42	277	\$15,580,530.42
February	68	\$41,778,787.00	63	\$151,527,283.51	413	\$25,700,702.83	51	\$15,580,530.42	277	\$15,580,530.42
March	57	\$24,295,050.10	35	\$175,822,333.61	448	\$11,825,803.96	66	\$15,580,530.42	277	\$15,580,530.42
April	36	\$5,363,201.08	63	\$181,185,534.69	511	\$29,523,641.59	66	\$15,580,530.42	277	\$15,580,530.42
May	68	\$25,343,205.37	63	\$206,528,740.06	574	\$23,450,049.82	66	\$15,580,530.42	277	\$15,580,530.42
June	75	\$27,241,525.21	64	\$233,770,265.27	638	\$25,890,560.06	66	\$15,580,530.42	277	\$15,580,530.42
Total	660	\$233,770,265.27	638	\$233,770,265.27	638	\$239,616,268.05	638	\$239,616,268.05	638	\$239,616,268.05

Month	FY09		FY10		FY11	
	Number	Amount Requested	Number	Amount Requested	Number	Amount Requested
July	58	\$51,217,673.28	66	\$42,422,122.81	51	\$21,703,446.00
August	54	\$33,046,189.43	44	\$21,989,154.75	41	\$10,908,465.36
September	45	\$14,489,338.81	65	\$24,981,440.51	58	\$14,579,104.59
October	64	\$14,304,818.80	71	\$26,069,892.51	76	\$46,729,559.00
November	55	\$31,661,764.20	61	\$82,325,998.56	51	\$15,580,530.42
December	47	\$10,999,368.29	40	\$14,712,155.63	66	\$15,580,530.42
January	43	\$56,837,864.00	32	\$13,988,707.00	42	\$23,580,894.41
February	65	\$24,785,454.88	85	\$41,042,021.00	42	\$23,580,894.41
March	52	\$18,120,178.56	59	\$29,556,110.16	54	\$14,240,979.16
April	93	\$34,510,660.56	65	\$17,276,375.95	25	\$9,020,588.31
May	86	\$62,914,486.43	46	\$16,158,165.10	43	\$11,787,868.00
June	82	\$60,860,874.79	76	\$35,768,895.09	90	\$52,239,751.29
Total	744	\$413,748,672.03	710	\$366,291,039.07	679	\$278,767,190.46

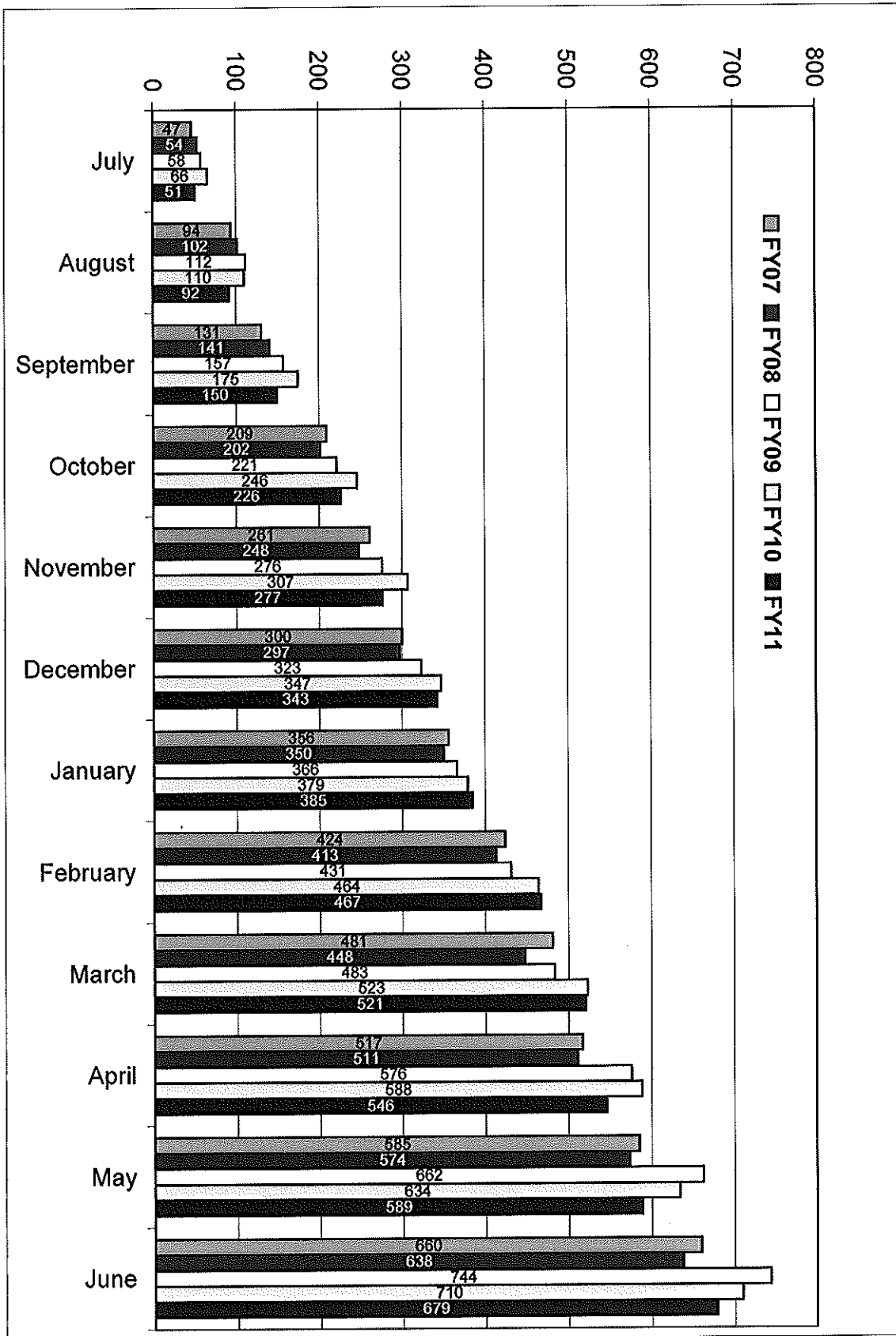


Figure 1a. Cumulative totals of numbers of proposals submitted FY07 through June FY11

Figure 1b. Cumulative totals of proposal amounts requested FY07 through June FY11

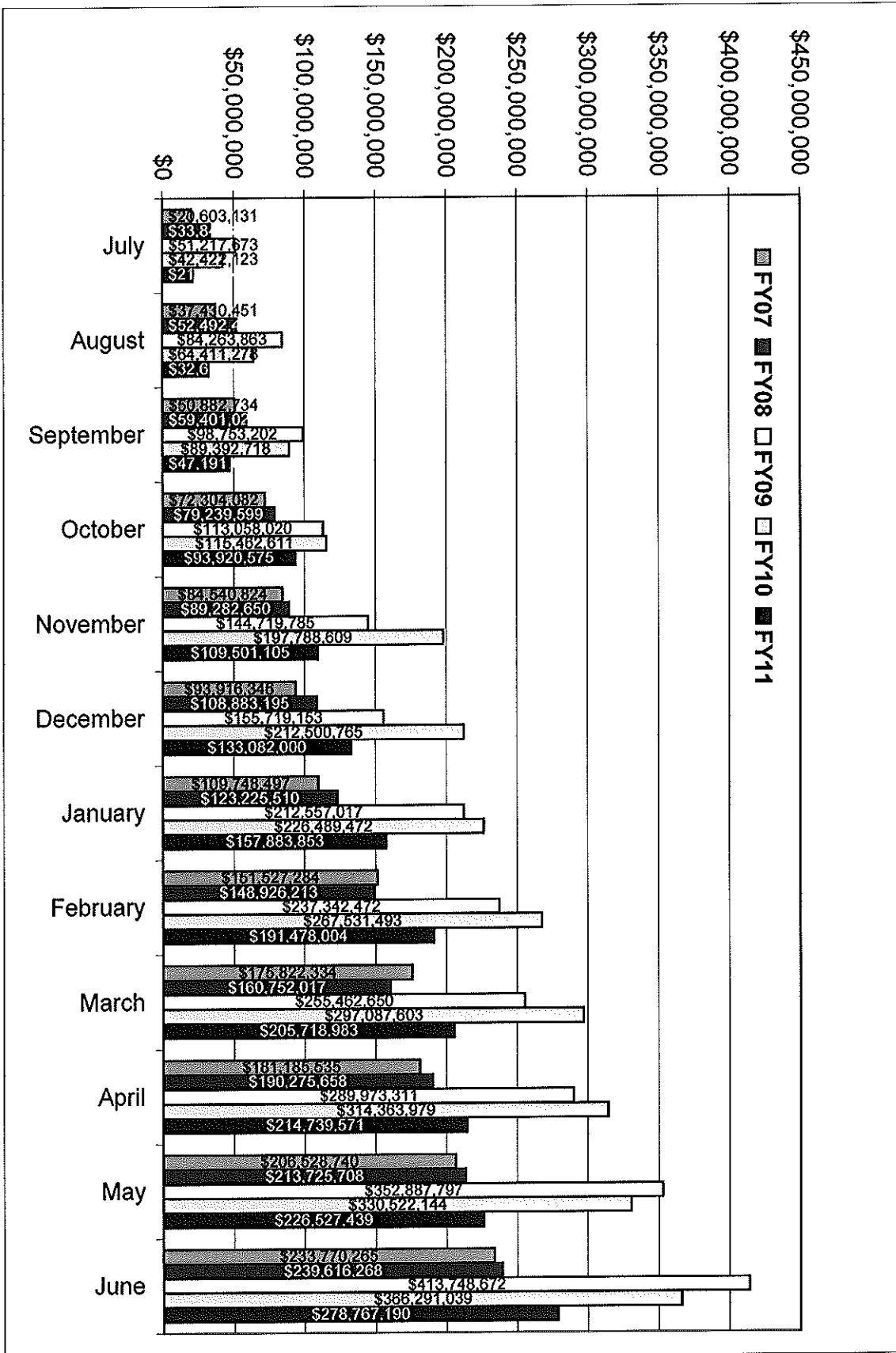
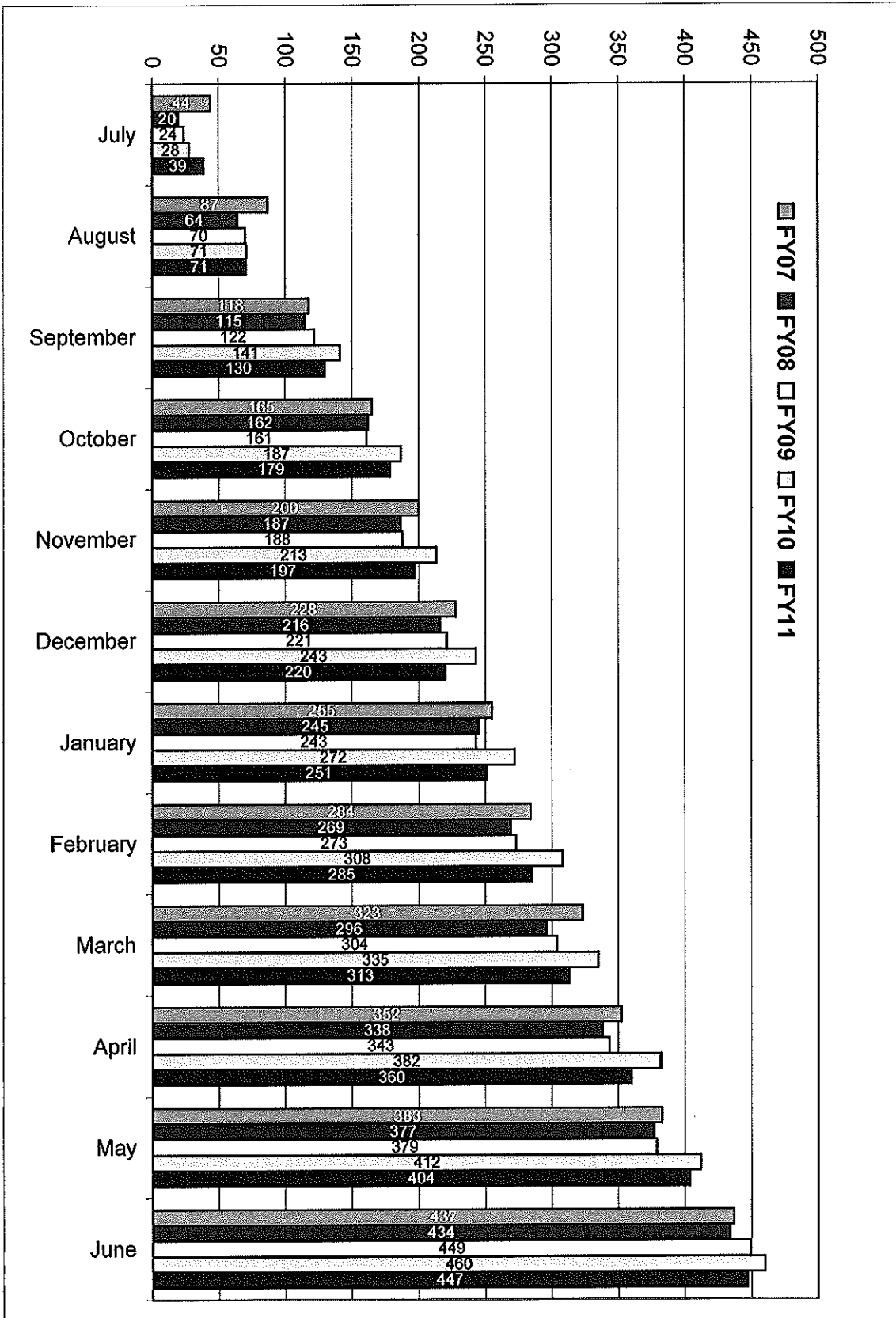


Table 2. Awards processed by the Office of Sponsored Projects Review FY07 through June FY11

Month	FY07		FY08		FY09		FY10		FY11	
	Number	Amount Awarded	Number	Amount Awarded	Number	Amount Awarded	Number	Amount Awarded	Number	Amount Awarded
Month	Count	Cum. Ct.	Count	Cum. Amt.	Count	Cum. Ct.	Count	Cum. Amt.	Count	Cum. Ct.
July	44	44	20	\$3,630,455.25	20	\$3,630,455.25	39	\$8,427,538.60	39	\$13,485,987.50
August	43	87	44	\$4,738,246.38	64	\$7,784,335.67	32	\$14,167,899.21	71	\$15,188,275.36
September	31	118	51	\$7,322,287.00	115	\$5,958,412.96	59	\$12,469,481.84	130	\$5,432,070.34
October	47	165	47	\$7,808,245.88	162	\$6,965,281.97	49	\$7,664,128.20	179	\$5,899,178.80
November	35	200	25	\$3,765,622.92	187	\$2,868,646.00	18	\$2,647,733.00	197	\$3,988,117.24
December	28	228	29	\$5,077,394.86	216	\$2,706,955.70	23	\$4,742,319.35	220	\$5,467,723.26
January	27	255	29	\$2,070,155.00	245	\$2,669,738.69	45	\$4,596,231.77	251	\$4,225,200.69
February	29	284	24	\$3,346,724.45	269	\$2,253,601.01	34	\$8,022,999.41	285	\$6,955,551.25
March	39	323	27	\$3,982,337.70	296	\$6,247,390.82	31	\$4,596,231.77	313	\$4,405,035.94
April	29	352	42	\$4,053,313.60	338	\$5,655,452.97	28	\$3,315,500.05	360	\$7,451,135.72
May	31	383	39	\$7,489,552.71	377	\$3,810,983.48	44	\$10,443,425.00	404	\$10,694,786.50
June	54	437	57	\$8,974,656.16	434	\$13,904,362.84	43	\$8,138,037.00	447	\$9,691,323.47
<b>Total</b>	<b>437</b>	<b>437</b>	<b>434</b>	<b>\$62,258,991.91</b>	<b>434</b>	<b>\$63,734,469.53</b>	<b>447</b>	<b>\$101,506,113.40</b>	<b>447</b>	<b>\$92,884,386.07</b>

Figure 2a. Cumulative totals of awards received FY07 through June FY11



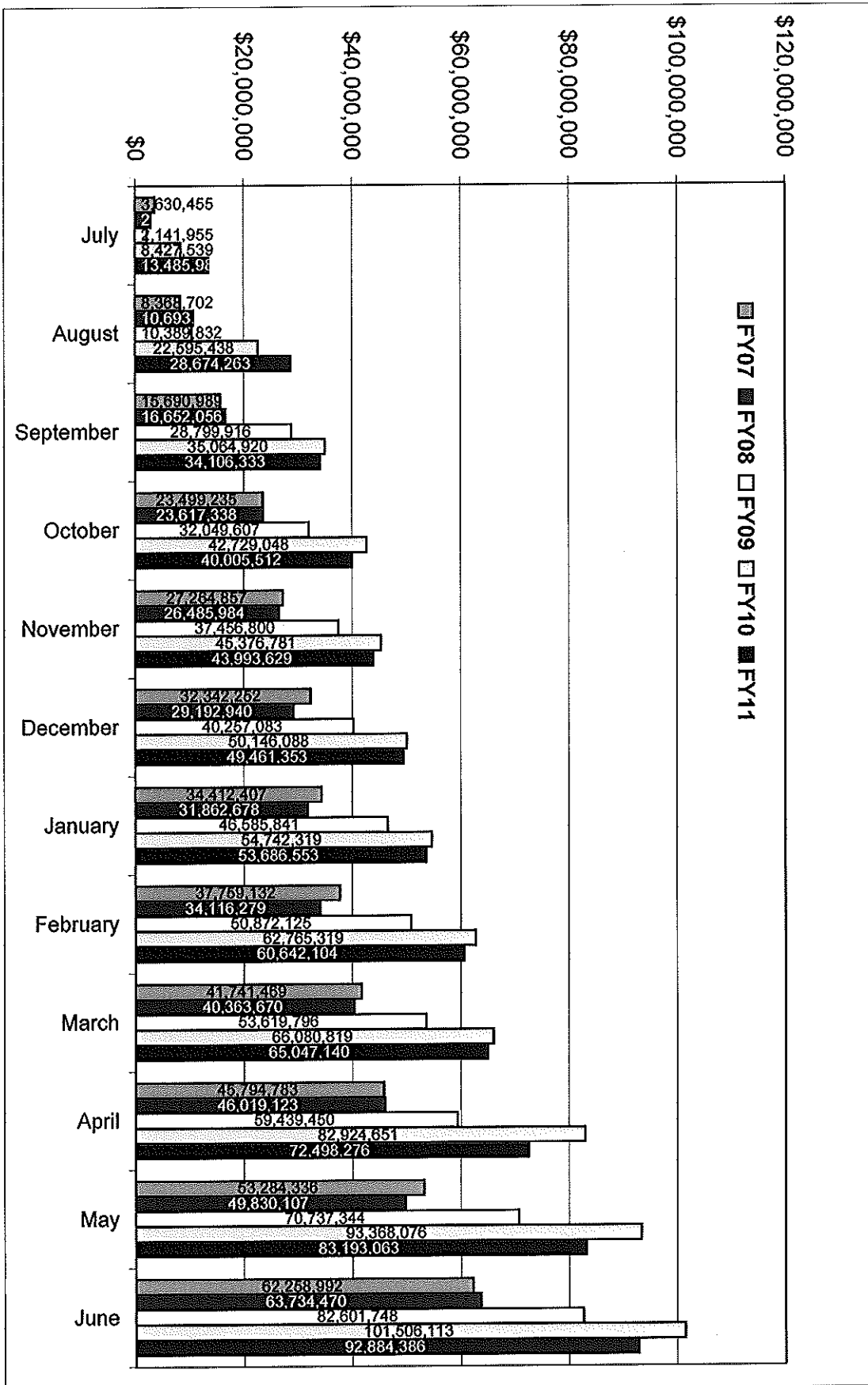


Figure 2b. Cumulative totals of award amounts received FY07 through June FY11

Table 3. Summary of awards received by administrative and academic units FY07 through June FY11

	<u>FY07</u>	<u>FY08</u>	<u>FY09</u>	<u>FY10</u>	<u>FY11 YTD</u>	<u>Totals</u>
<b>Administrative</b>						
PRESIDENT'S OFFICE	\$0.00	\$4,320.00	\$0.00	\$0.00	\$2,900.00	\$7,220.00
PROVOST	\$3,011.60	\$22,500.00	\$22,594.29	\$1,306,675.00	\$462,720.75	\$1,817,501.64
VP, ADMINISTRATION	\$356,399.00	\$1,323,775.20	\$3,847,613.58	\$13,879,383.50	\$1,980,545.64	\$21,387,716.92
VP, RESEARCH & ECON DEV	\$131,299.00	\$0.00	\$0.00	\$2,512,500.00	\$8,072,900.00	\$10,716,699.00
VP, STUDENT AFFAIRS	\$652,222.00	\$287,357.80	\$498,340.56	\$151,422.90	\$26,994.82	\$1,616,338.08
<b>Academic</b>						
ARTS & SCIENCES	\$8,078,890.27	\$12,885,156.25	\$11,295,659.54	\$9,737,385.85	\$16,862,060.04	\$58,859,151.95
BUSINESS ADMINISTRATION	\$0.00	\$0.00	\$10,211.60	\$43,901.60	\$108,472.45	\$162,585.65
CONTINUING EDUCATION	\$0.00	\$0.00	\$0.00	\$0.00	\$0.00	\$0.00
ENGINEERING	\$4,744,073.66	\$4,525,285.47	\$5,310,483.76	\$8,643,672.05	\$6,172,822.58	\$29,396,337.52
ENVIRONMENT & LIFE SCIENCES	\$13,678,422.86	\$9,507,339.56	\$22,944,993.28	\$16,232,137.30	\$20,848,849.49	\$83,211,742.49
GRADUATE SCHOOL	\$0.00	\$0.00	\$125,718.00	\$51,366.00	\$133,960.00	\$311,044.00
HUMAN SCIENCE & SERVICES	\$6,394,476.43	\$6,407,781.91	\$2,751,536.90	\$2,970,596.81	\$2,754,906.50	\$21,279,298.55
NURSING	\$835,971.48	\$927,796.54	\$1,075,832.30	\$2,206,995.80	\$682,049.15	\$5,728,645.27
OCEANOGRAPHY	\$20,520,548.16	\$20,999,179.82	\$27,506,417.65	\$32,473,931.12	\$25,768,864.02	\$127,268,940.77
PHARMACY	\$6,779,109.45	\$6,744,604.98	\$7,116,825.53	\$11,195,695.47	\$8,915,500.63	\$40,751,736.06
UNIVERSITY COLLEGE	\$84,568.00	\$85,160.00	\$95,521.00	\$96,550.00	\$90,840.00	\$452,639.00
UNIVERSITY LIBRARY	\$0.00	\$14,212.00	\$0.00	\$3,900.00	NA	\$18,112.00
<b>Totals</b>	<b>\$62,258,991.91</b>	<b>\$63,734,469.53</b>	<b>\$82,601,747.99</b>	<b>\$101,506,113.40</b>	<b>\$92,884,386.07</b>	<b>\$402,985,708.90</b>

NA - Not Applicable (unit did not exist or was in another division)

Table 3a. Awards received by departments within colleges FY07 through June FY11

College	FY07	FY08	FY09	FY10	FY11 YTD	Totals
Arts and Sciences	\$8,078,890.27	\$12,885,156.25	\$11,295,659.54	\$9,737,385.85	\$16,862,060.04	\$58,859,151.95
ART	\$6,921.12	\$384.66	\$0.00	\$0.00	\$0.00	\$7,305.78
CANCER PREV RESEARCH CTR (PSY)	\$3,351,982.25	\$5,075,381.00	\$4,545,097.00	\$4,471,253.89	\$3,640,922.60	\$21,084,636.74
CHEMISTRY	\$896,017.74	\$5,120,789.90	\$3,128,244.50	\$1,430,340.26	\$7,856,684.49	\$18,432,076.89
COMMUNICATION STUDIES	\$118,536.80	\$119,566.00	\$119,815.40	\$0.00	\$29,918.00	\$387,836.20
COMPUTER SCIENCE/STATISTICS	\$1,079,665.06	\$288,518.60	\$1,043,436.00	\$977,411.00	\$778,198.00	\$4,167,228.66
DEAN'S OFFICE	\$0.00	\$0.00	\$0.00	\$0.00	\$426,820.95	\$426,820.95
ECONOMICS	\$0.00	\$0.00	\$0.00	\$0.00	\$0.00	\$0.00
FEINSTEIN HUNGER CTR(DEAN'S OFFICE)	\$686,724.00	\$602,155.00	\$670,619.00	\$758,760.00	\$820,549.00	\$3,538,807.00
HISTORY	\$56,000.00	\$79,417.00	\$39,978.00	\$39,999.00	\$45,983.00	\$261,377.00
INTERNATIONAL ENGINEERING PROG	\$0.00	\$0.00	\$0.00	\$31,031.25	\$0.00	\$31,031.25
LANGUAGES	\$227,331.25	\$75,260.25	\$664,203.34	\$360,220.25	\$440,592.00	\$1,767,607.09
LIBRARY AND INFORMATION STUDIES	\$0.00	\$20,496.40	\$21,750.90	\$22,064.40	\$0.00	\$64,311.70
MATHEMATICS	\$0.00	\$22,673.00	\$0.00	\$0.00	\$0.00	\$22,673.00
PHYSICS	\$431,913.00	\$747,894.00	\$800,864.00	\$1,331,280.00	\$778,004.00	\$4,089,955.00
PSYCHOLOGY (EXCLUDES CPRC)	\$1,136,127.05	\$373,320.44	\$254,151.40	\$266,331.20	\$1,956,002.50	\$3,985,932.59
SOCIOLOGY/ANTHROPOLOGY	\$75,922.00	\$190,900.00	\$7,500.00	\$48,694.60	\$86,385.50	\$409,402.10
THEATRE	\$11,750.00	\$0.00	\$0.00	\$0.00	\$0.00	\$11,750.00
WOMEN'S STUDIES	\$0.00	\$168,400.00	\$0.00	\$0.00	\$2,000.00	\$170,400.00
<b>Business Administration</b>	<b>\$0.00</b>	<b>\$0.00</b>	<b>\$10,211.60</b>	<b>\$43,901.60</b>	<b>\$108,472.45</b>	<b>\$162,585.65</b>
ACCOUNTING	\$0.00	\$0.00	\$0.00	\$0.00	\$0.00	\$0.00
DEAN'S OFFICE	\$0.00	\$0.00	\$0.00	\$0.00	\$0.00	\$0.00
FACULTY - INSTRUCTION	\$0.00	\$0.00	\$0.00	\$33,690.00	\$98,260.85	\$131,950.85
MANAGEMENT	\$0.00	\$0.00	\$10,211.60	\$10,211.60	\$10,211.60	\$30,634.80

College	FY07	FY08	FY09	FY10	FY11 YTD	Totals
Continuing Education	\$0.00	\$0.00	\$0.00	\$0.00	\$0.00	\$0.00
LABOR RESEARCH CENTER	\$0.00	\$0.00	NA	NA	NA	\$0.00
<b>Engineering</b>	<b>\$4,744,073.66</b>	<b>\$4,525,285.47</b>	<b>\$5,310,483.76</b>	<b>\$8,643,672.05</b>	<b>\$6,172,822.58</b>	<b>\$29,396,337.52</b>
CHEMICAL ENGINEERING	\$1,370,759.22	\$1,717,995.69	\$1,243,131.06	\$1,326,159.02	\$2,479,760.39	\$8,137,805.38
CIVIL/ENVIRONMENTAL ENGINEERING	\$352,797.00	\$133,710.00	\$801,188.00	\$375,636.00	\$163,223.20	\$1,826,554.20
DEAN'S OFFICE	\$91,969.00	\$0.00	\$0.00	\$0.00	\$0.00	\$91,969.00
ELECTRICAL ENGINEERING	\$660,679.24	\$577,515.00	\$1,459,487.20	\$2,891,127.00	\$1,968,203.00	\$7,557,011.44
MECHANICAL & INDUSTRIAL SYS EGR	\$1,478,650.00	\$1,474,196.75	\$764,002.00	\$1,471,881.75	\$954,046.93	\$6,142,777.43
OCEAN ENGINEERING	\$789,219.20	\$621,868.03	\$1,042,675.50	\$2,578,868.28	\$607,589.06	\$5,640,220.07
<b>Environment and Life Sciences</b>	<b>\$13,678,422.86</b>	<b>\$9,507,339.56</b>	<b>\$22,944,993.28</b>	<b>\$16,232,137.30</b>	<b>\$20,848,849.49</b>	<b>\$83,211,742.49</b>
BIOLOGICAL SCIENCES	\$184,559.16	\$805,390.40	\$343,627.90	\$864,651.05	\$649,397.10	\$2,847,625.61
CELL AND MOLECULAR BIOLOGY	\$683,903.41	\$827,174.00	\$1,478,458.55	\$3,797,940.90	\$6,611,786.35	\$13,399,263.21
COMMUNITY PLANNING/AREA DEVEL	\$4,000.00	\$5,000.00	\$24,380.00	\$0.00	\$92,480.80	\$125,860.80
COOPERATIVE EXTENSION	\$163,088.00	\$121,693.70	\$355,807.50	\$518,818.00	\$569,047.10	\$1,728,454.30
DEAN'S OFFICE	\$2,430,677.48	\$127,296.80	\$6,420,744.40	\$760,250.60	\$2,821,661.00	\$12,560,630.28
ENV & NAT RESOURCE ECONOMICS	\$690,729.76	\$544,219.24	\$892,138.90	\$1,042,235.60	\$208,164.00	\$3,377,487.50
FISHERIES, ANIMAL & VET SCIENCE	\$3,628,840.72	\$918,120.24	\$587,588.40	\$490,715.20	\$1,686,520.87	\$7,311,785.43
GEO SCIENCE	\$430,437.42	\$557,322.73	\$5,765,588.35	\$153,164.30	\$281,612.50	\$7,188,125.30
MARINE AFFAIRS	\$253,727.94	\$262,509.28	\$226,873.40	\$107,965.75	\$186,751.47	\$1,037,827.84
NATURAL RESOURCES SCIENCE	\$2,387,194.25	\$2,686,576.33	\$4,115,165.88	\$4,559,105.25	\$4,475,448.00	\$18,223,489.71
NUTRITION AND FOOD SCIENCES	\$1,110,031.25	\$1,992,011.59	\$1,795,892.85	\$2,012,483.00	\$1,040,538.50	\$7,950,957.19
PLANT SCIENCE	\$1,711,233.47	\$660,025.25	\$938,727.15	\$1,924,807.65	\$2,225,441.80	\$7,460,235.32

NA - Not Applicable (department did not exist or was in another college)

College	FY07	FY08	FY09	FY10	FY11 YTD	Totals
Graduate School	\$0.00	\$0.00	\$125,718.00	\$51,366.00	\$133,960.00	\$311,044.00
Human Science and Services	\$6,394,476.43	\$6,407,781.91	\$2,751,536.90	\$2,970,596.81	\$2,754,906.50	\$21,279,298.55
COMMUNICATIVE DISORDERS	\$399,398.33	\$312,469.66	\$0.00	\$26,800.00	\$50,000.00	\$788,667.99
DEAN'S OFFICE	\$396,398.00	\$588,558.00	\$1,163,925.00	\$231,454.81	\$682,121.00	\$3,062,456.81
EDUCATION	\$4,513,903.60	\$3,619,601.40	\$1,029,867.80	\$1,072,212.00	\$1,487,628.00	\$11,723,212.80
GERONTOLOGY	\$0.00	\$634,115.55	\$142,102.00	\$757,040.40	\$207,449.50	\$1,740,707.45
HUMAN DEV/COUNSEL/FAM STUDIES	\$337,842.00	\$193,755.30	\$273,540.10	\$90,059.00	\$301,708.00	\$1,196,904.40
KINESIOLOGY	\$192,568.50	\$0.00	\$142,102.00	\$267,673.20	\$0.00	\$602,343.70
PHYSICAL THERAPY	\$449,530.00	\$1,059,282.00	\$0.00	\$521,058.00	\$0.00	\$2,029,870.00
TEXTILES/FASHION MERCHAND/DESIGN	\$104,836.00	\$0.00	\$0.00	\$4,299.40	\$26,000.00	\$135,135.40
Nursing	\$835,971.48	\$927,796.54	\$1,075,832.30	\$2,206,995.80	\$682,049.15	\$5,728,645.27
Oceanography	\$20,520,548.16	\$20,999,179.82	\$27,506,417.65	\$32,473,931.12	\$25,768,864.02	\$127,268,940.77
Pharmacy	\$6,779,109.45	\$6,744,604.98	\$7,116,825.53	\$11,195,695.47	\$8,915,500.63	\$40,751,736.06
BIOMEDICAL & PHARMACEUTICAL SCI	\$5,426,110.45	\$5,672,398.18	\$5,287,921.40	\$8,595,883.92	\$6,946,932.13	\$31,929,246.08
CRIME LAB	\$686,597.00	\$701,464.00	\$705,422.53	\$812,676.00	\$843,740.00	\$3,749,899.53
DEAN'S OFFICE	\$0.00	\$0.00	\$0.00	\$0.00	\$40,500.00	\$40,500.00
ELDERLY MEDICATION	NA	NA	NA	NA	\$20,000.00	\$20,000.00
PHARMACY PRACTICE	\$666,402.00	\$370,742.80	\$1,123,481.60	\$1,787,135.55	\$1,064,328.50	\$5,012,090.45
University College	\$84,568.00	\$85,160.00	\$95,521.00	\$96,550.00	\$90,840.00	\$452,639.00

NA - Not Applicable (department did not exist or was in another college)

<u>College</u>	<u>FY07</u>	<u>FY08</u>	<u>FY09</u>	<u>FY10</u>	<u>FY11 YTD</u>	<u>Totals</u>
University Library	\$0.00	\$14,212.00	\$0.00	\$3,900.00	NA	\$18,112.00

NA - Not Applicable (unit did not exist or was in another division)

Table 3b. Awards received by units within administrative divisions FY07 through June FY11

Administrative Unit	FY07	FY08	FY09	FY10	FY11 YTD	Totals
President's Office	\$0.00	\$4,320.00	\$0.00	\$0.00	\$2,900.00	\$7,220.00
Provost	\$3,011.60	\$22,500.00	\$22,594.29	\$1,306,675.00	\$462,720.75	\$1,817,501.64
ADVANCE OFFICE	\$0.00	\$22,500.00	\$7,500.00	\$10,000.00	\$0.00	\$40,000.00
LABOR RESEARCH CENTER	NA	NA	\$15,094.29	\$19,600.00	\$35,899.80	\$70,594.09
NETWORK AND TELECOM SERVICES	\$0.00	\$0.00	\$0.00	\$924,858.00	\$0.00	\$924,858.00
PROVOST	\$3,011.60	\$0.00	\$0.00	\$352,217.00	\$426,820.95	\$782,049.55
UNIVERSITY LIBRARY	NA	NA	NA	NA	\$0.00	\$0.00
VP, Administration	\$356,399.00	\$1,323,775.20	\$3,847,613.58	\$13,879,383.50	\$1,980,545.64	\$21,387,716.92
TRANSPORTATION CENTER	\$356,399.00	\$1,323,775.20	\$1,915,830.58	\$1,354,101.50	\$1,862,841.54	\$6,812,947.82
VICE PRESIDENT FOR ADMINISTRATION	\$0.00	\$0.00	\$1,931,783.00	\$12,525,282.00	\$117,704.10	\$14,574,769.10
VP, Research & Economic Development	\$131,299.00	\$0.00	\$0.00	\$2,512,500.00	\$8,072,900.00	\$10,716,699.00
NEAGEP	\$131,299.00	\$0.00	\$0.00	\$0.00	\$0.00	\$131,299.00
VP, RES & ECONOMIC DEVELOPMENT	\$0.00	\$0.00	\$0.00	\$2,512,500.00	\$8,072,900.00	\$10,585,400.00
VP, Student Affairs	\$652,222.00	\$287,357.80	\$498,340.56	\$151,422.90	\$26,994.82	\$1,616,338.08
CAMPUS LIFE	\$47,106.00	\$149,989.00	\$0.00	\$0.00	\$0.00	\$197,095.00
HEALTH SERVICES	\$12,830.00	\$0.00	\$10,800.00	\$0.00	\$0.00	\$23,630.00
STUDENT LIFE	\$592,286.00	\$0.00	\$179,630.19	\$151,422.90	\$0.00	\$923,339.09
TALENT DEVELOPMENT	\$0.00	\$137,368.80	\$307,910.37	\$0.00	\$26,994.82	\$472,273.99

NA - Not Applicable (unit did not exist or was in another division)

Table 4. Facilities and Administrative Funds received FY07 through June FY11

Month	FY07		FY08		FY09		FY10		FY11	
	F&A Received		F&A Received		F&A Received		F&A Received		F&A Received	
	Amount	Cum. Amt.	Amount	Cum. Amt.	Amount	Cum. Amt.	Amount	Cum. Amt.	Amount	Cum. Amt.
July	\$766,178.29	\$766,178.29	\$766,178.29	\$766,178.29	\$698,151.33	\$698,151.33	\$796,999.29	\$796,999.29	\$779,892.86	\$779,892.86
August	\$1,127,889.08	\$1,894,067.37	\$1,894,067.37	\$1,097,698.98	\$1,170,579.13	\$1,868,730.46	\$1,605,967.25	\$2,402,966.54	\$1,499,377.04	\$2,279,269.90
September	\$765,084.91	\$2,659,152.28	\$2,659,152.28	\$714,393.48	\$944,639.40	\$2,813,369.86	\$1,085,066.61	\$3,488,033.15	\$1,329,645.18	\$3,608,915.08
October	\$728,186.96	\$3,387,339.24	\$3,387,339.24	\$785,512.17	\$1,084,715.03	\$3,898,084.89	\$1,252,685.25	\$4,740,718.40	\$1,335,048.35	\$4,943,963.43
November	\$832,482.74	\$4,219,821.98	\$4,219,821.98	\$987,641.06	\$766,554.38	\$4,664,639.27	\$1,044,988.01	\$5,785,706.41	\$943,157.93	\$5,887,121.36
December	\$842,140.46	\$5,061,962.44	\$5,061,962.44	\$636,370.60	\$890,078.29	\$5,554,717.56	\$925,849.71	\$6,711,556.12	\$1,074,204.26	\$6,961,325.62
January	\$699,178.17	\$5,761,140.61	\$5,761,140.61	\$658,082.99	\$739,866.95	\$6,294,584.51	\$911,837.51	\$7,623,393.63	\$944,088.51	\$7,905,414.13
February	\$730,058.81	\$6,491,199.42	\$6,491,199.42	\$728,895.70	\$767,628.61	\$7,062,213.12	\$900,051.99	\$8,523,445.62	\$949,239.34	\$8,854,653.47
March	\$746,722.34	\$7,237,921.76	\$7,237,921.76	\$678,111.96	\$816,801.58	\$7,879,735.12	\$1,000,005.97	\$9,523,451.59	\$1,114,238.37	\$9,968,892.34
April	\$738,507.99	\$7,976,429.75	\$7,976,429.75	\$797,892.59	\$1,002,588.07	\$8,618,243.11	\$1,321,778.00	\$10,845,229.59	\$1,219,938.25	\$11,188,830.59
May	\$1,022,970.37	\$8,999,400.12	\$8,999,400.12	\$963,196.95	\$1,088,259.87	\$9,699,862.64	\$866,264.85	\$11,711,494.44	\$877,155.74	\$12,065,986.33
June	\$1,641,518.88	\$10,640,919.00	\$10,640,919.00	\$1,754,055.05	\$2,191,994.43	\$12,161,857.07	\$2,319,094.55	\$14,030,588.99	\$2,579,211.27	\$14,645,197.60
<b>Total</b>		<b>\$10,640,919.00</b>	<b>\$10,640,919.00</b>	<b>\$10,666,367.47</b>	<b>\$12,161,857.07</b>	<b>\$12,161,857.07</b>	<b>\$14,030,588.99</b>	<b>\$14,030,588.99</b>	<b>\$14,645,197.60</b>	<b>\$14,645,197.60</b>

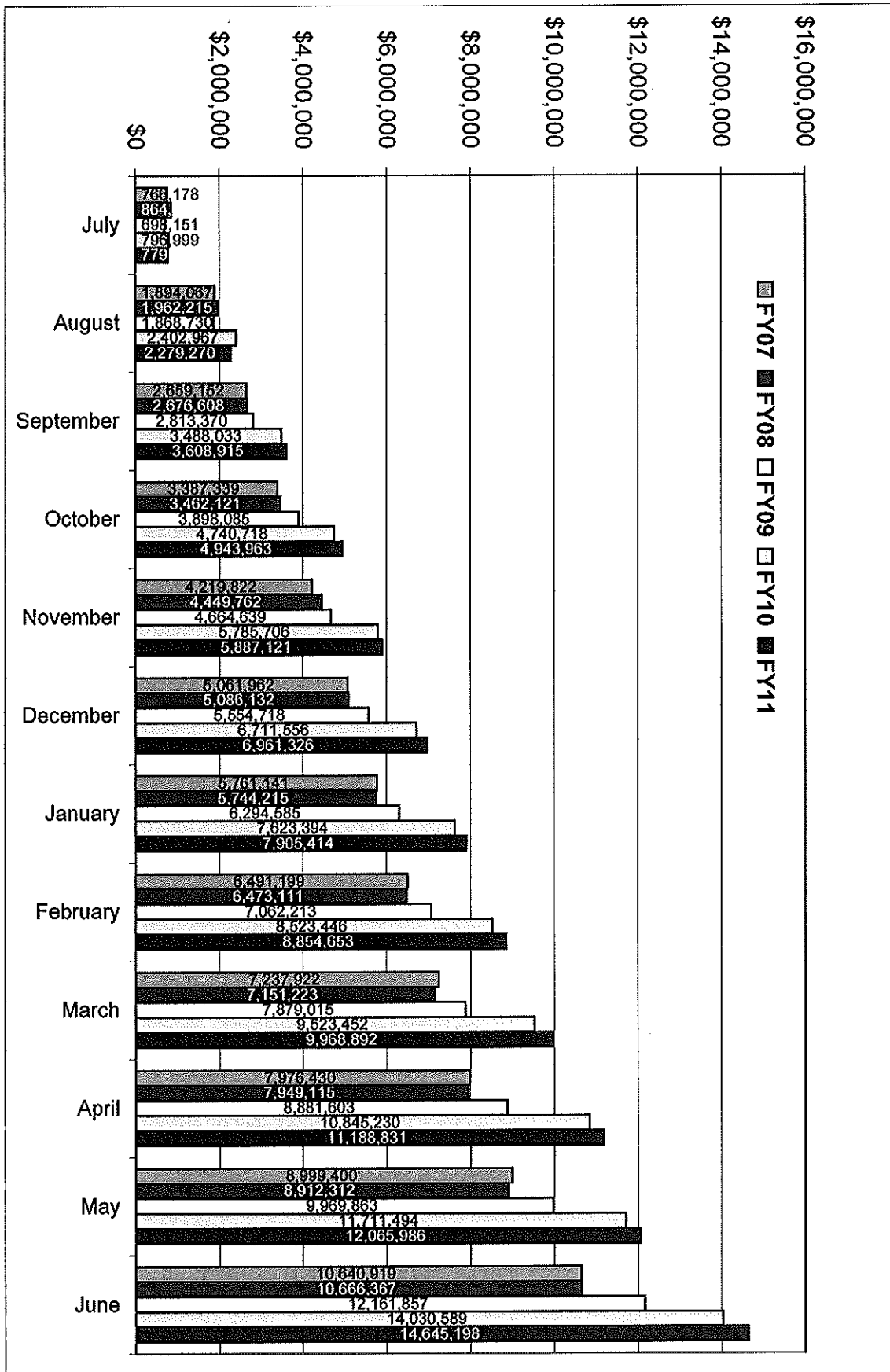


Figure 4. Cumulative totals of Facilities and Administrative Funds received FY07 through June FY11

Table 5. Summary of Facilities and Administrative Funds received by administrative and academic units FY07 through June FY11

	<u>FY07</u>	<u>FY08</u>	<u>FY09</u>	<u>FY10</u>	<u>FY11 YTD</u>	<u>Totals</u>
<b>Administrative</b>						
PRESIDENT'S OFFICE	\$1.13	\$0.00	\$0.00	\$0.00	\$0.00	\$1.13
PROVOST	\$0.00	\$0.00	\$10,321.74	\$4,046.84	\$15,606.66	\$29,975.24
VP, ADMINISTRATION	\$222,792.85	\$195,586.48	\$286,145.81	\$281,996.32	\$284,771.33	\$1,271,292.79
VP, RESEARCH & ECONOMIC DEV	\$230,359.60	\$205,786.40	\$57,603.29	\$104,854.61	\$340,890.84	\$939,494.74
VP, STUDENT AFFAIRS	\$179,598.42	\$97,513.85	\$105,653.86	\$88,983.73	\$15,715.52	\$487,465.38
<b>Academic</b>						
ARTS & SCIENCES	\$1,390,620.28	\$1,606,108.04	\$2,016,328.02	\$2,324,609.05	\$2,393,029.15	\$9,730,694.54
BUSINESS ADMINISTRATION	\$92,017.59	\$47,837.18	\$80,815.65	\$3,264.92	\$11,110.89	\$235,046.23
CONTINUING EDUCATION	\$117.83	\$0.00	\$0.00	\$0.00	\$0.00	\$117.83
ENGINEERING	\$1,019,260.75	\$1,007,442.70	\$1,256,356.71	\$1,556,055.78	\$1,689,991.24	\$6,529,107.18
ENVIRONMENT & LIFE SCIENCES	\$1,660,959.07	\$1,812,703.38	\$2,192,102.97	\$2,714,462.77	\$3,025,731.60	\$11,405,959.79
GRADUATE SCHOOL	\$0.00	\$0.00	\$0.00	\$0.00	\$0.00	\$0.00
HUMAN SCIENCE & SERVICES	\$638,694.52	\$708,112.84	\$556,655.93	\$554,518.46	\$562,734.23	\$3,020,715.98
NURSING	\$67,808.30	\$61,174.29	\$127,327.24	\$43,132.24	\$110,023.21	\$409,465.28
OCEANOGRAPHY	\$4,257,758.61	\$4,045,120.50	\$4,192,315.78	\$4,938,958.67	\$5,004,789.45	\$22,438,943.01
PHARMACY	\$877,353.50	\$874,875.66	\$1,275,064.53	\$1,406,891.03	\$1,186,076.59	\$5,620,261.31
UNIVERSITY COLLEGE	\$3,576.55	\$4,106.15	\$4,626.40	\$4,550.01	\$4,726.89	\$21,586.00
UNIVERSITY LIBRARY	\$0.00	\$0.00	\$539.14	\$4,264.56	NA	\$4,803.70
<b>Totals</b>	<b>\$10,640,919.00</b>	<b>\$10,666,367.47</b>	<b>\$12,161,857.07</b>	<b>\$14,030,588.99</b>	<b>\$14,645,197.60</b>	<b>\$62,144,930.13</b>

NA - Not Applicable (unit did not exist or was in another division)

Table 5a. Facilities and Administrative Funds received by departments within colleges FY07 through June FY11

College	FY07	FY08	FY09	FY10	FY11 YTD	Totals
<b>Arts and Sciences</b>	<b>\$1,390,620.28</b>	<b>\$1,606,108.04</b>	<b>\$2,016,328.02</b>	<b>\$2,324,609.05</b>	<b>\$2,393,029.15</b>	<b>\$9,730,694.54</b>
ART	\$838.04	\$808.60	\$1,410.59	\$71.08	\$0.00	\$3,128.31
CANCER PREVENTION RESEARCH CTR (PSY)	\$769,490.00	\$936,294.44	\$1,191,620.62	\$1,188,565.26	\$1,172,154.18	\$5,258,124.50
CHEMISTRY	\$161,797.16	\$224,026.38	\$271,170.05	\$498,893.80	\$467,026.25	\$1,622,913.64
COMMUNICATION STUDIES	\$4,300.21	\$1,915.43	\$12,837.04	\$5,981.56	\$0.00	\$25,034.24
COMPUTER SCIENCE/STATISTICS	\$136,886.07	\$135,110.44	\$142,988.54	\$176,025.68	\$187,978.12	\$778,988.85
DEAN'S OFFICE	\$93,809.29	\$40,004.62	\$0.00	\$0.00	\$0.00	\$133,813.91
ECONOMICS	\$2,253.51	\$191.33	\$0.00	\$0.00	\$0.00	\$2,444.84
FEINSTEIN HUNGER CENTER (DEAN'S OFFICE)	\$0.00	\$64,704.49	\$119,697.20	\$117,445.19	\$116,418.79	\$418,265.67
HISTORY	\$24,808.97	\$7,408.66	\$14,811.26	\$6,770.79	\$10,712.30	\$64,511.98
LANGUAGES	\$2,598.55	\$3,061.60	\$67,887.69	\$100,337.49	\$142,752.33	\$316,637.66
LIBRARY AND INFORMATION STUDIES	\$11,027.29	\$10,085.71	\$827.28	\$0.00	\$0.00	\$21,940.28
MATHEMATICS	\$13,685.84	\$9,989.50	\$0.00	\$0.00	\$0.00	\$23,675.34
PHYSICS	\$52,607.96	\$81,557.22	\$138,494.67	\$192,309.61	\$246,542.73	\$711,512.19
PSYCHOLOGY (EXCLUDES CPRC)	\$102,022.79	\$80,776.04	\$49,875.54	\$35,708.23	\$35,926.38	\$304,308.98
SOCIOLOGY/ANTHROPOLOGY	\$12,048.35	\$9,920.76	\$4,707.54	\$2,500.36	\$13,518.07	\$42,695.08
WOMEN'S STUDIES	\$2,446.25	\$252.82	\$0.00	\$0.00	\$0.00	\$2,699.07
<b>Business Administration</b>	<b>\$92,017.59</b>	<b>\$47,837.18</b>	<b>\$80,815.65</b>	<b>\$3,264.92</b>	<b>\$11,110.89</b>	<b>\$235,046.23</b>
DEAN'S OFFICE	(\$0.05)	\$0.00	\$0.00	\$0.00	\$0.00	(\$0.05)
FACULTY - INSTRUCTION	\$92,017.64	\$47,837.18	\$80,815.65	\$3,264.92	\$11,110.89	\$235,046.28
RESEARCH CTR FOR BUSINESS ECONOMICS	\$0.00	\$0.00	\$0.00	\$0.00	\$0.00	\$0.00

Note: A negative amount reflects an adjustment to the previous fiscal year.

College	FY07	FY08	FY09	FY10	FY11 YTD	Totals
Continuing Education	\$117.83	\$0.00	\$0.00	\$0.00	\$0.00	\$117.83
BIOTECH MANUFACTURING PROVIDENCE	\$0.00	\$0.00	\$0.00	\$0.00	\$0.00	\$0.00
LABOR RESEARCH CENTER	\$117.83	\$0.00	NA	NA	NA	\$117.83
<b>Engineering</b>	<b>\$1,019,260.75</b>	<b>\$1,007,442.70</b>	<b>\$1,256,356.71</b>	<b>\$1,556,055.78</b>	<b>\$1,689,991.24</b>	<b>\$6,529,107.18</b>
CHEMICAL ENGINEERING	\$203,950.58	\$213,852.81	\$287,771.39	\$320,788.43	\$401,030.97	\$1,427,394.18
CIVIL/ENVIRONMENTAL ENGINEERING	\$38,581.43	\$49,919.59	\$52,401.77	\$55,281.21	\$71,471.66	\$267,655.66
DEAN'S OFFICE	\$1,037.02	\$660.04	\$0.00	\$0.00	\$0.00	\$1,697.06
ELECTRICAL ENGINEERING	\$169,750.81	\$128,124.96	\$146,950.95	\$253,753.28	\$369,172.16	\$1,067,752.16
MECHANICAL AND INDUSTRIAL SYSTEMS EGR	\$414,017.11	\$445,359.44	\$591,110.88	\$665,759.87	\$589,153.02	\$2,705,400.32
OCEAN ENGINEERING	\$191,923.80	\$169,525.86	\$178,121.72	\$260,472.99	\$259,163.43	\$1,059,207.80
<b>Environment &amp; Life Sciences</b>	<b>\$1,660,959.07</b>	<b>\$1,812,703.38</b>	<b>\$2,192,102.97</b>	<b>\$2,714,462.77</b>	<b>\$3,025,731.60</b>	<b>\$11,405,959.79</b>
AGRICULTURAL EXPERIMENT STATION	\$0.00	\$0.00	\$0.00	\$23.28	\$0.00	\$23.28
BIOLOGICAL SCIENCES	\$124,441.45	\$133,502.71	\$148,526.66	\$164,996.86	\$129,994.92	\$701,462.60
CELL AND MOLECULAR BIOLOGY	\$199,669.09	\$179,411.16	\$269,949.88	\$816,959.06	\$1,168,167.96	\$2,634,157.15
COMMUNITY PLANNING/AREA DEVEL	\$6,504.68	\$14,574.67	\$17,033.93	\$8,112.87	\$6,471.07	\$52,697.22
COOPERATIVE EXTENSION	\$16,479.70	\$28,725.14	\$24,629.56	\$12,622.00	\$25,790.05	\$108,246.45
DEAN'S OFFICE	\$76,131.76	\$158,549.59	\$240,746.08	\$53,164.38	\$29,283.33	\$557,875.14
ENV & NAT RESOURCE ECONOMICS	\$132,986.53	\$131,042.54	\$105,626.63	\$108,722.27	\$133,258.06	\$611,636.03
FISHERIES, ANIMAL & VET SCIENCE	\$159,958.57	\$216,632.99	\$209,572.99	\$241,245.33	\$211,436.36	\$1,038,846.24
GEO SCIENCE	\$59,995.68	\$69,993.79	\$204,787.30	\$179,215.61	\$179,992.35	\$693,984.73
MARINE AFFAIRS	\$46,240.28	\$58,233.40	\$42,732.60	\$41,846.88	\$35,240.86	\$224,294.02
NATURAL RESOURCES SCIENCE	\$376,677.28	\$390,050.86	\$467,152.38	\$642,942.48	\$744,347.94	\$2,621,170.94
NUTRITION AND FOOD SCIENCES	\$196,090.36	\$229,778.83	\$239,792.86	\$268,520.89	\$232,215.16	\$1,166,398.10
PLANT SCIENCE	\$265,783.69	\$202,207.70	\$221,552.10	\$176,090.86	\$129,533.54	\$995,167.89

NA - Not Applicable (department did not exist or was in another college)

College	FY07	FY08	FY09	FY10	FY11 YTD	Totals
Graduate School	\$0.00	\$0.00	\$0.00	\$0.00	\$0.00	\$0.00
Human Science & Services	\$638,694.52	\$708,112.84	\$556,655.93	\$554,518.46	\$562,734.23	\$3,020,715.98
COMMUNICATIVE DISORDERS	\$81,483.63	\$52,452.04	\$9,254.68	\$5,573.47	\$6,593.16	\$155,356.98
DEAN'S OFFICE	\$0.00	\$0.00	\$0.00	\$22,160.80	\$21,982.24	\$44,143.04
EDUCATION	\$307,206.01	\$317,565.45	\$302,851.11	\$275,506.68	\$312,182.07	\$1,515,311.32
EDUCATION & SOCIAL POLICY RESEARCH	\$82,676.54	\$70,549.36	\$31,916.31	\$4,929.86	(\$17.49)	\$190,054.58
GERONTOLOGY	\$69,483.11	\$135,996.87	\$130,657.12	\$145,444.08	\$162,627.24	\$644,208.42
HUMAN DEV/COUNSEL/FAM STUDIES	\$17,628.46	\$6,042.13	\$12,273.25	\$24,936.14	\$21,705.88	\$82,585.86
KINESIOLOGY	\$13,758.82	\$4,670.32	\$6,850.47	\$8,533.64	\$4,335.36	\$38,148.61
PHYSICAL THERAPY	\$48,930.88	\$108,764.97	\$58,466.83	\$54,768.23	\$31,425.58	\$302,356.49
TEACHER EDUCATION	\$0.00	\$0.00	\$0.00	\$0.00	\$0.00	\$0.00
TEXTILES/FASHION MERCHAND/DESIGN	\$17,527.07	\$12,071.70	\$4,386.16	\$12,665.56	\$1,900.19	\$48,550.68
Nursing	\$67,808.30	\$61,174.29	\$127,327.24	\$43,132.24	\$110,023.21	\$409,465.28
Oceanography	\$4,257,758.61	\$4,045,120.50	\$4,192,315.78	\$4,938,958.67	\$5,004,789.45	\$22,438,943.01
Pharmacy	\$877,353.50	\$874,875.66	\$1,275,064.53	\$1,406,891.03	\$1,186,076.59	\$5,620,261.31
APPLIED PHARMACEUTICAL SCIENCES	(\$242.44)	NA	NA	NA	NA	(\$242.44)
BIOMEDICAL AND PHARMACEUTICAL SCIENCES	\$828,252.37	\$816,361.91	\$1,172,414.34	\$1,252,068.63	\$1,096,822.80	\$5,165,920.05
BIOMEDICAL SCIENCES	(\$74.10)	NA	NA	NA	NA	(\$74.10)
DEAN'S OFFICE	\$35,276.89	\$24,549.27	\$19,332.93	\$0.00	\$0.00	\$79,159.09
ELDERLY MEDICATION	(\$72.32)	NA	NA	NA	NA	(\$72.32)
PHARMACY PRACTICE	\$14,213.10	\$33,964.48	\$83,317.26	\$154,822.40	\$89,253.79	\$375,571.03

NA - Not Applicable (department did not exist or was in another college)  
Note: A negative amount reflects an adjustment to the previous fiscal year.

<u>College</u>	<u>FY07</u>	<u>FY08</u>	<u>FY09</u>	<u>FY10</u>	<u>FY11 YTD</u>	<u>Totals</u>
University College	\$3,576.55	\$4,106.15	\$4,626.40	\$4,550.01	\$4,726.89	\$21,586.00
University Library	\$0.00	\$0.00	\$539.14	\$4,264.56	NA	\$4,803.70

NA - Not Applicable (unit did not exist or was in another division)

Table 5b. Facilities and Administrative Funds received by units within administrative divisions FY07 through June FY11

Administrative Unit	FY07	FY08	FY09	FY10	FY11 YTD	Totals
President's Office	\$1.13	\$0.00	\$0.00	\$0.00	\$0.00	\$1.13
Provost	\$0.00	\$0.00	\$10,321.74	\$4,046.84	\$15,606.66	\$29,975.24
ADVANCE OFFICE	\$0.00	\$0.00	\$8,685.44	\$136.36	\$10,129.44	\$18,951.24
LABOR RESEARCH CENTER	NA	NA	\$1,636.30	\$3,910.48	\$5,014.32	\$10,561.10
PROVOST	\$0.00	\$0.00	\$0.00	\$0.00	\$0.00	\$0.00
UNIVERSITY LIBRARY	NA	NA	NA	NA	\$462.90	\$462.90
VP, Administration	\$222,792.85	\$195,586.48	\$286,145.81	\$281,996.32	\$284,771.33	\$1,271,292.79
TRANSPORTATION CENTER	\$222,792.85	\$195,586.48	\$256,921.25	\$221,689.61	\$221,894.34	\$1,118,884.53
VICE PRESIDENT FOR ADMINISTRATION	\$0.00	\$0.00	\$29,224.56	\$60,306.71	\$62,876.99	\$152,408.26
VP, Research & Economic Development (includes NEAGEP FY07)	\$230,359.60	\$205,786.40	\$57,603.29	\$104,854.61	\$340,890.84	\$939,494.74
VP, Student Affairs	\$179,598.42	\$97,513.85	\$105,653.86	\$88,983.73	\$15,715.52	\$487,465.38
CAMPUS LIFE	\$12,408.49	\$25,128.56	\$22,585.53	\$15,095.17	\$4,159.89	\$79,377.64
HEALTH SERVICES	\$0.00	\$0.00	\$0.00	\$0.00	\$0.00	\$0.00
STUDENT LIFE	\$142,013.25	\$39,429.93	\$29,185.49	\$33,451.67	\$222.46	\$244,302.80
TALENT DEVELOPMENT	\$25,176.68	\$32,955.36	\$53,882.84	\$40,436.89	\$11,333.17	\$163,784.94

NA - Not Applicable (unit did not exist or was in another division)